



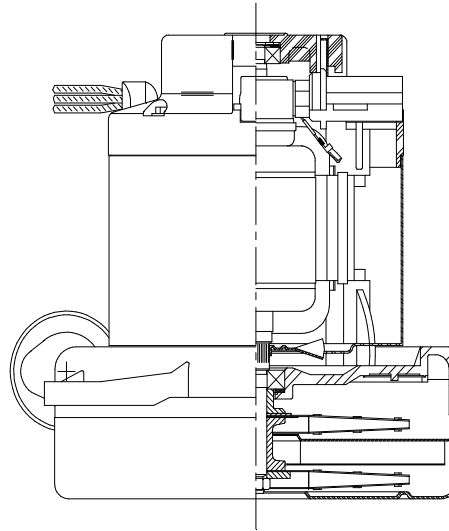
**Model: 117467-00
117467-13***

DESCRIPTION

- Two stage
- 120 volts
- 7.2"/183 mm
- Double ball bearings
- Single speed
- Tangential bypass discharge
- Thermoset fan end bracket
- Thermoset commutator bracket

DESIGN APPLICATION

- Equipment operating in environments requiring separation of working air from motor ventilating air
- Designed to handle clean, dry, filtered air only



SPECIAL FEATURES

- Suitable for 120 volt AC operation, 50/60 Hz
- UL recognized, category PRGY2 (E47185)
- CSA certified, class 1611 01 (LR31393)
- Provision for grounding
- 10 mm shaft and bearing system
- The Lamb Electric vacuum motor line offers a wide range of performance levels to meet design needs

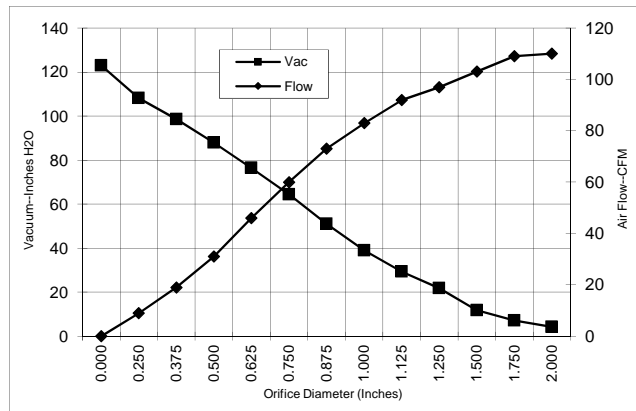
*** Model 117467-13 features epoxy painted fan case and patented air seal bearing construction. U.S. Patent #4,088,424**

TYPICAL MOTOR PERFORMANCE.*

(At 120 volts, 60Hz, test data is corrected to standard conditions of 29.92 Hg, 68° F.)

**A
S
T
M

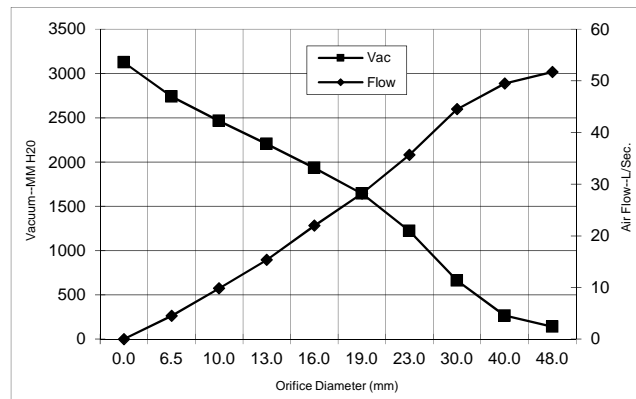
D
A
T
A**



Orifice (Inches)	Amps	Watts (In)	RPM	Vac (In.H2O)	Flow (CFM)	Air Watts
2.000	12.7	1487	19747	4.2	110.0	54
1.750	12.7	1485	19693	7.1	109.0	90
1.500	12.8	1489	19670	11.8	103.0	144
1.250	12.8	1490	19656	21.8	97.0	250
1.125	12.8	1489	19672	29.4	92.0	317
1.000	12.7	1482	19742	38.9	83.0	380
0.875	12.6	1468	19830	51.0	73.0	437
0.750	12.2	1431	20128	64.4	60.0	455
0.625	11.6	1360	20670	76.5	46.0	410
0.500	10.7	1266	21516	87.9	31.0	323
0.375	9.8	1165	22605	98.6	19.0	216
0.250	9.0	1068	2384	108.2	9.0	110
0.000	8.3	991	25047	123.0	0.0	0

**M
E
T
R
I
C

D
A
T
A**



Orifice (mm)	Amps	Watts (In)	RPM	Vac (mm H2O)	Flow (L/Sec)	Air Watts
48.0	12.7	1486	19723	139	51.7	70
40.0	12.8	1488	19677	264	49.5	128
30.0	12.8	1489	19665	660	44.5	287
23.0	12.6	1472	19808	1219	35.6	423
19.0	12.2	1430	20139	1642	28.2	454
16.0	11.6	1363	20648	1931	22.0	412
13.0	10.8	1275	21431	2204	15.3	332
10.0	9.9	1180	22442	2464	9.8	232
6.5	9.0	1073	3395	2736	4.5	115
0.0	8.3	991	25047	3124	0.0	0

Note: Metric performance data is calculated from the ASTM data above.

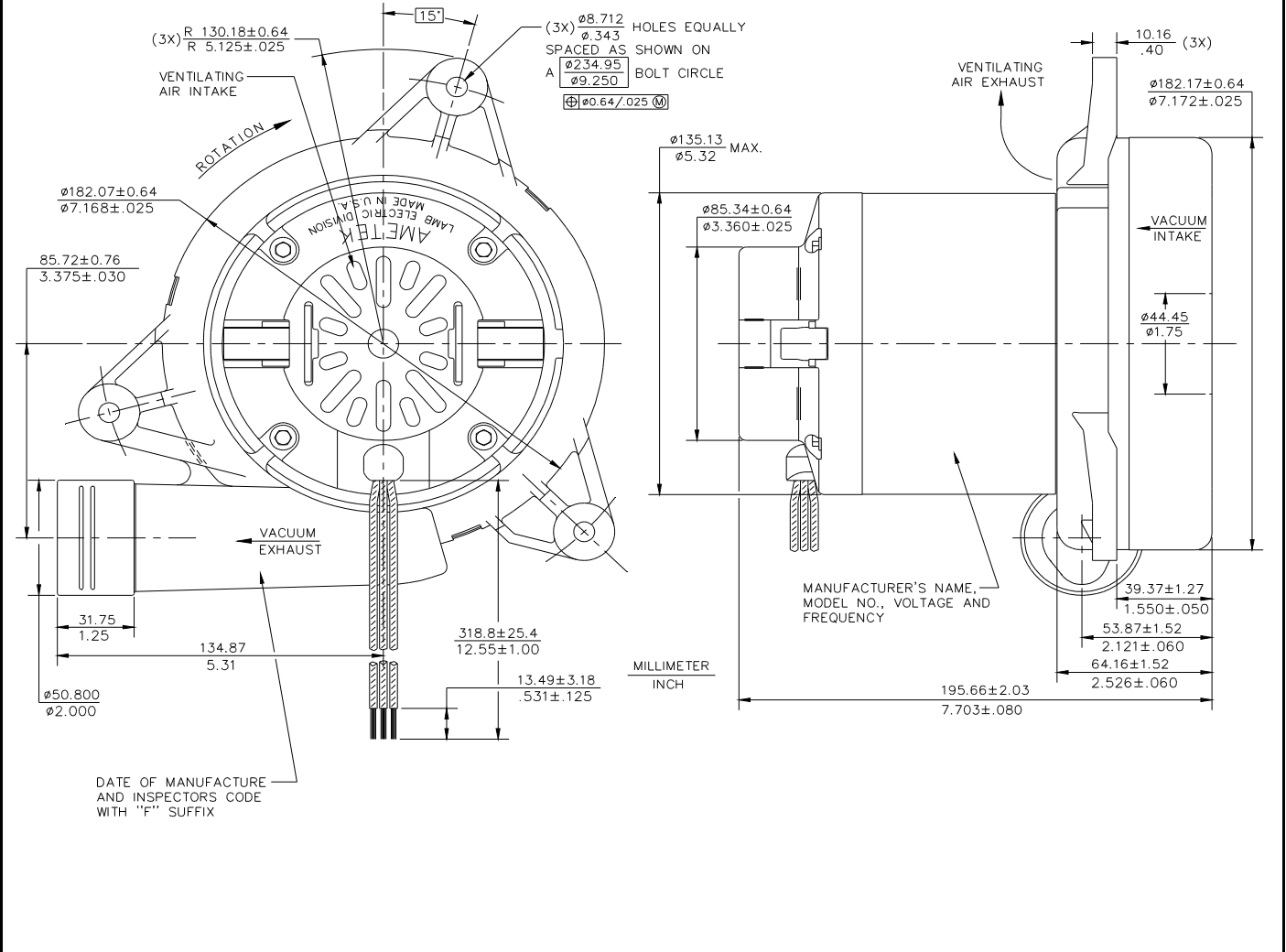
* Data represents performance of a typical motor sampled from a large production quantity. Individual motor data may vary due to normal manufacturing variations.

Test Specs:	120 volts	Minimum Sealed Vacuum:	110.0	ORIFICE:	7/8"	Minimum Vacuum:	46.0	Maximum Watts:	1550
--------------------	-----------	-------------------------------	-------	-----------------	------	------------------------	------	-----------------------	------

DIMENSIONS

NOTES:

1. LEADS: 16GA. STRANDED, ONE BLACK AND ONE WHITE. GROUND LEAD: 18GA. STRANDED; COLOR GREEN WITH YELLOW STRIPE.



IMPORTANT NOTE: Pictorial and dimensional data are subject to change without notice. Contact factory for current revision levels.

WARNING - When using AMETEK Lamb Electric bypass motors in machines that come in contact with foam, liquid (including water), or other foreign substances, the machine must be designed and constructed to prevent those substances from reaching the fan system, motor housing, and electrical components. Lamb Electric vacuum motors other than hazardous duty models should not be applied in machines that come in contact with dry chemicals or other volatile materials. Failure to observe these precautions could cause flashing (depending on volatility) or electrical shock which could result in property damage and severe bodily injury, including death in extreme cases. All applications incorporating Lamb Electric motors should be submitted to appropriate organizations or agencies for testing specifically related to the safety of your equipment.

AMETEK/Floorcare & Specialty Motors
www.ametekfsm.com